

IRELAND

Speed Signs Conversions


KM/H → MPH

50
km/h



31
MPH

60
km/h



37
MPH

80
km/h




50
MPH

100
km/h



62
MPH

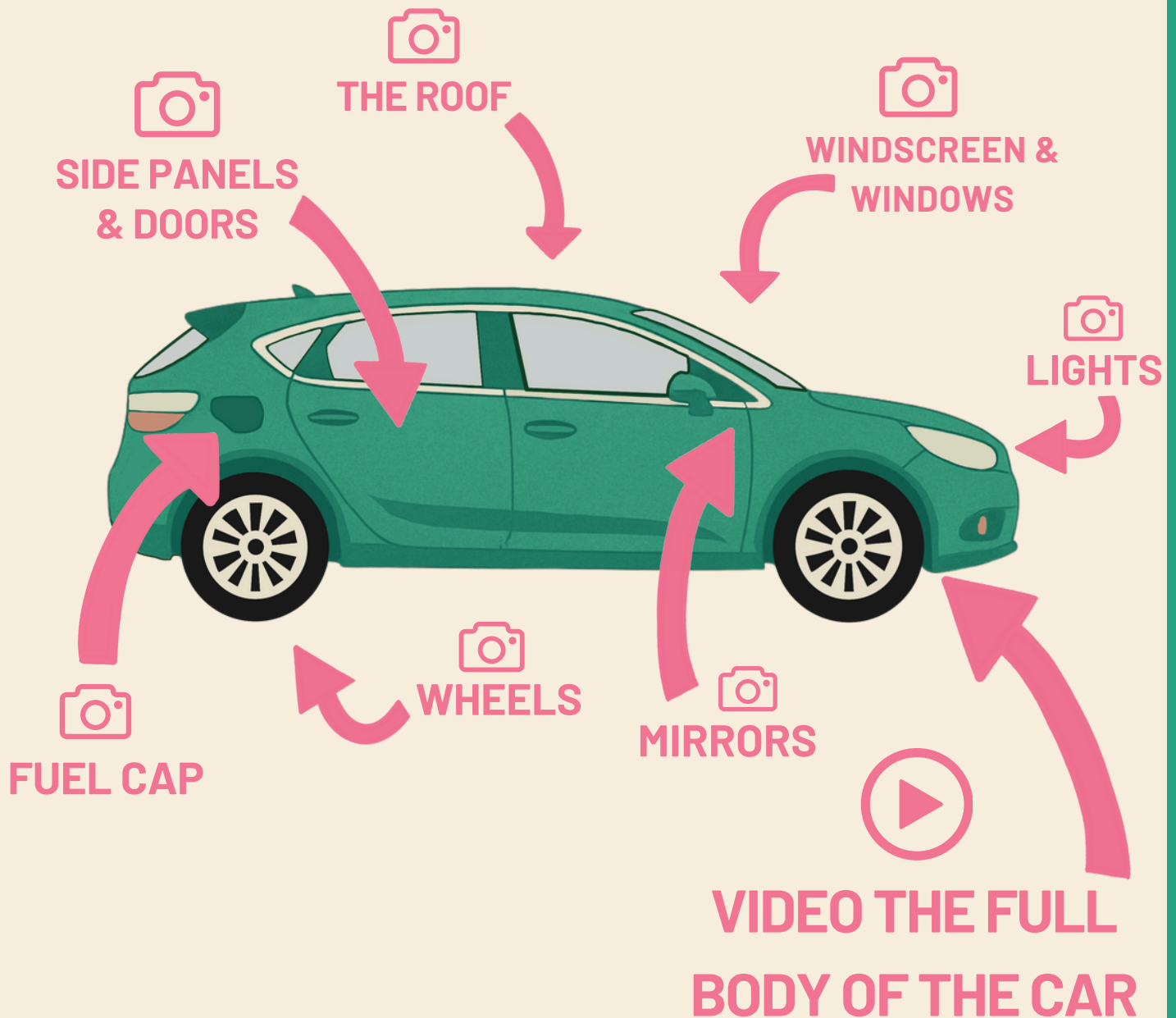
120
km/h



75
MPH

IRELAND CAR RENTAL

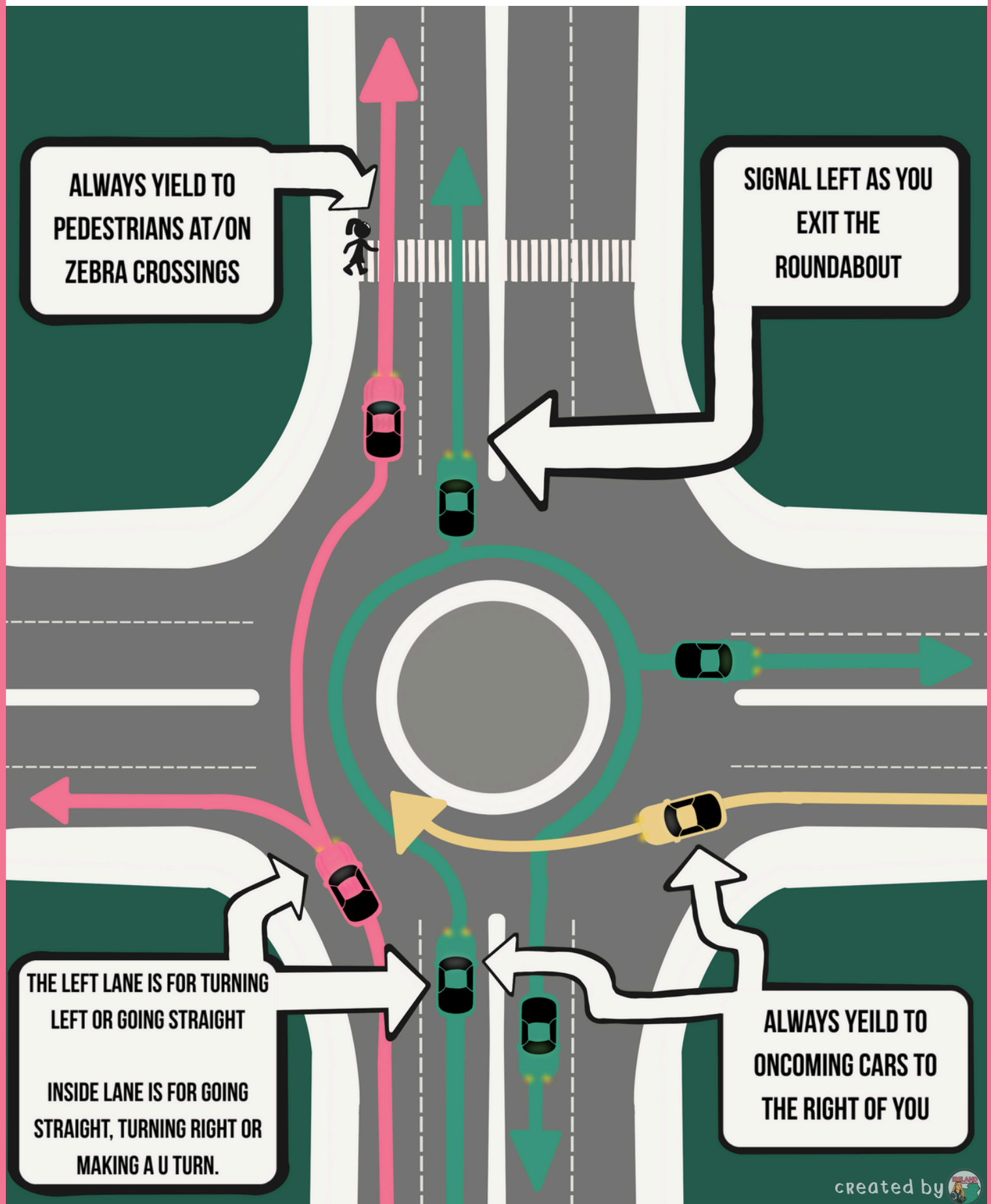
Inspection Photo Guide



 SNAP THESE SPOTS
BEFORE YOU DRIVE

IRISH ROUNDABOUTS

SCARY AT FIRST, BUT YOU'LL BE GRAND



IRELAND

ROAD SIGNS

Cheat Sheet



STOP SIGN



NO ENTRY



SPEED SIGN



ROUNDABOUT



ROUNDABOUT
AHEAD



NO
OVERTAKING



NO RIGHT
TURN



YIELD



DEAD-END
(CULDESAC)



SLOW
(GO MALL)



NO U-TURN/
TURNING BACK



SPEED CAMERA
(POSSIBLE)



MOTORWAY



MOTORWAY
ROUTE SIGN



MOTORWAY
EXIT



MOTORWAY
DIRECTION SIGN

IRELAND

ROAD TYPES

MOTORWAYS (M ROADS)



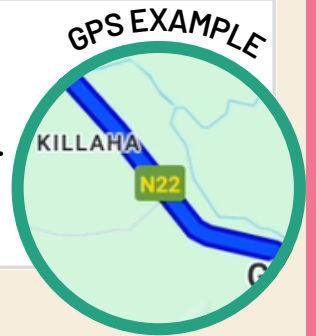
Speed limit 120 km/h. Ireland's smoothest roads with multiple lanes, clear exits and wide visibility. Marked in blue on your GPS. Fast, simple and generally stress-free.



NATIONAL PRIMARY ROADS (N1-N33)




Now 80 km/h. Narrower and more unpredictable, with hidden turns, uneven surfaces and farm traffic. Still shown in green, but often feel more rural.



NATIONAL SECONDARY ROADS (N51-N82)



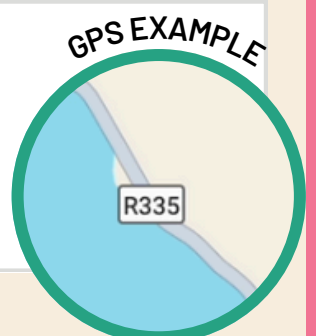
These link smaller towns and are usually single-lane. Speed limits have been reduced to 80 km/h, and they vary in condition.



REGIONAL ROADS (R ROADS)



Limit 80 km/h. Winding, scenic routes through villages and countryside. Expect tight bends, stone walls and slower traffic, but the views make it worth it. Marked with white signs.



LOCAL (UNCLASSIFIED) ROADS

These are the tiny ones. Dead ends, laneways, roads to a pier or a farm. Often, there are no signs, no numbers, and now limited to 60 km/h. Don't aim to end up on them, but if you do it is important to remain calm and drive at a comfortable speed.

